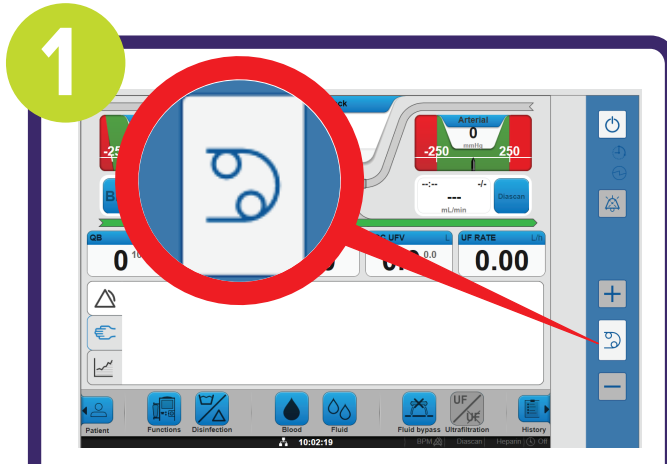


# Emergency Disconnect Procedure

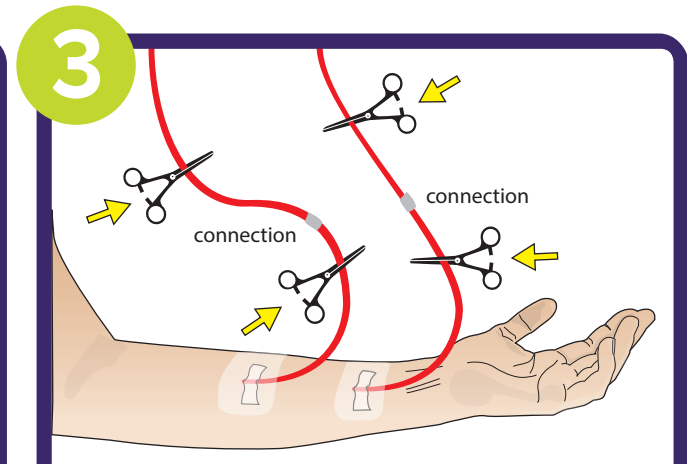
Model AK 98  
For Paramedics  
Graft or Fistula



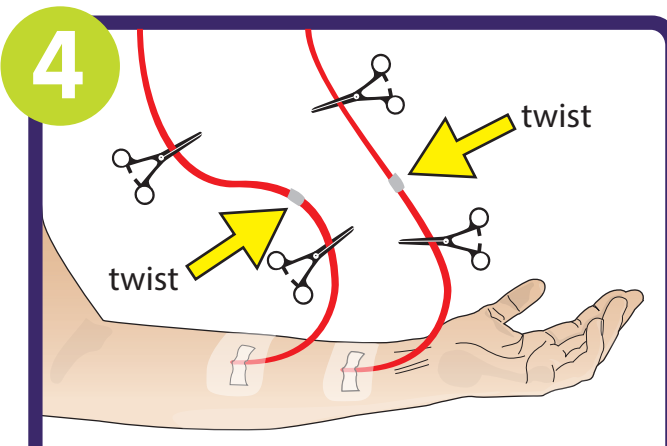
**1**  
**PRESS BLOOD PUMP BUTTON.**  
Blood pump will stop and button will start flashing.



**2**  
**USING THE PRODUCTS FOUND IN THE PATIENT'S EMERGENCY KIT...**



**3**  
**CLOSE TWO CLAMPS ON NEEDLES AND BLOODLINES. ADD SAFETY CLAMPS BELOW AND ABOVE THE CONNECTION.**



**4**  
**DISCONNECT LINES AT THE CONNECTION SITE BY TWISTING.**



**5**  
**TRANSPORT THE PATIENT AS-IS TO HOSPITAL.**

Produced by **BCRenal**  
Provincial Health Services Authority

**fraserhealth**  
Better health. Best in health care.

**Interior Health**

**northern health**  
the northern way of caring

**Providence Health Care**

**Vancouver Coastal Health**  
Promoting wellness. Ensuring care.

**island health**

Provincial Health Services Authority

**BRITISH COLUMBIA**