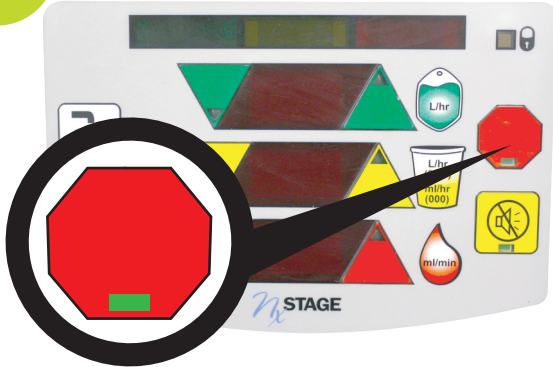


Emergency Disconnect Procedure

NxSTAGE
For Paramedics
Graft or Fistula

1



PRESS BLOOD PUMP BUTTON.

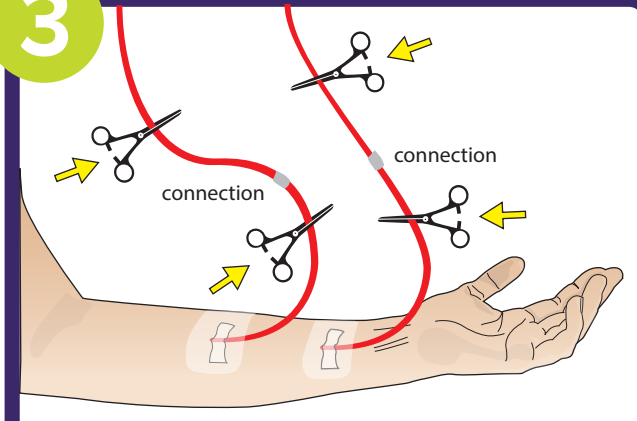
Blood pump will stop and small rectangle will turn solid green.

2



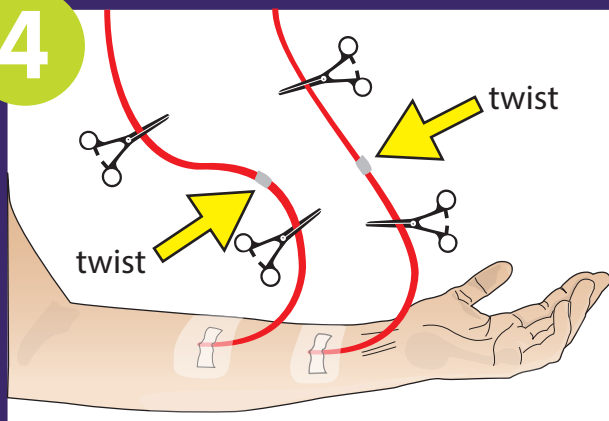
USING THE PRODUCTS FOUND IN THE PATIENT'S EMERGENCY KIT...

3



CLOSE TWO CLAMPS ON NEEDLES AND BLOODLINES. ADD SAFETY CLAMPS BELOW AND ABOVE THE CONNECTION.

4



DISCONNECT LINES AT THE CONNECTION SITE BY TWISTING.

5



TRANSPORT THE PATIENT AS-IS TO HOSPITAL.

Produced by **BCRenal**
Provincial Health Services Authority

fraserhealth
Better health. Best in health care.

Interior Health

northern health
the northern way of caring

Providence Health Care

Vancouver Coastal Health
Promoting wellness. Ensuring care.

island health

Provincial Health Services Authority

BRITISH COLUMBIA